NCL polyclonal antibody

Catalog # PAB12376 Size 100 uL

Applications

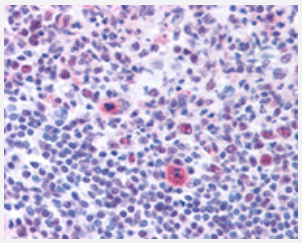

Immunohistochemistry

Detection of NCL in human tonsil germinal centers using NCL polyclonal antibody (Cat # PAB12376).

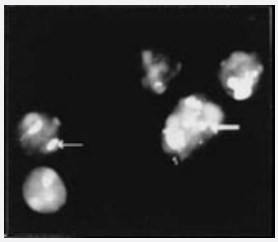

Immunofluorescence

In-situ immunofluorescent staining of NCL in PD31 murine pre-B cells using NCL polyclonal antibody (Cat # PAB12376).

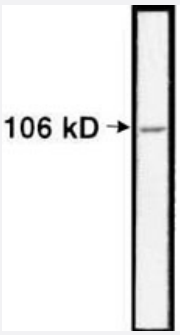

Western Blot (Cell lysate)

Detection of NCL in crude PD31 nuclear extracts using NCL polyclonal antibody (Cat # PAB123761).

Specification

Product Description	Rabbit polyclonal antibody raised against partial recombinant NCL.
Immunogen	Recombinant protein corresponding to amino acids 284-709 of human NCL.

Copyright © 2023 Abnova Corporation. All Rights Reserved.

Host	Rabbit
Reactivity	Human, Mouse
Specificity	This antibody is specific to nucleolin protein.
Form	Liquid
Recommend Usage	Immunofluorescence (1:50-1:100) Western Blot (1:4000) Immunohistochemistry (Formalin/PFA-fixed paraffin-embedded sections) (1:50-1:100) The optimal working dilution should be determined by the end user.
Storage Buffer	In antiserum (0.09% sodium azide)
Storage Instruction	Store at -20°C or -80°C. Aliquot to avoid repeated freezing and thawing.
Note	This product contains sodium azide: a POISONOUS AND HAZARDOUS SUBSTANCE which shoul d be handled by trained staff only.

Applications

- Immunohistochemistry (Formalin/PFA-fixed paraffin-embedded sections)
- Immunohistochemistry

  Detection of NCL in human tonsil germinal centers using NCL polyclonal antibody (Cat # PAB12376).
- Immunofluorescence

  In-situ immunofluorescent staining of NCL in PD31 murine pre-B cells using NCL polyclonal antibody (Cat # PAB12376).
- Western Blot (Cell lysate)

  Detection of NCL in crude PD31 nuclear extracts using NCL polyclonal antibody (Cat # PAB123761).

Gene Info — NCL

Entrez GeneID	4691
Protein Accession#	P19338
Gene Name	NCL
Gene Alias	C23, FLJ45706

Copyright © 2023 Abnova Corporation. All Rights Reserved.

Gene Description	nucleolin
Omim ID	164035
Gene Ontology	Hyperlink
Gene Summary	Nucleolin (NCL), a eukaryotic nucleolar phosphoprotein, is involved in the synthesis and maturatio n of ribosomes. It is located mainly in dense fibrillar regions of the nucleolus. Human NCL gene co nsists of 14 exons with 13 introns and spans approximately 11kb. The intron 11 of the NCL gene encodes a small nucleolar RNA, termed U20. [provided by RefSeq
Other Designations	-

Publication Reference

- Chemical proteomics identifies heterogeneous nuclear ribonucleoprotein (hnRNP) A1 as the molecular target of Quercetin in its anti-cancer effects in PC-3 cells.

  Ko CC, Chen YJ, Chen CT, Liu YC, Cheng FC, Hsu KC, Chow LP.

  The Journal of Biological Chemistry 2014 Aug; 289(32):22078.

  Application: WB-Ce, Human, PC-3 cells

- Selenoprotein H is a nucleolar thioredoxin-like protein with a unique expression pattern.

  Novoselov SV, Kryukov GV, Xu XM, Carlson BA, Hatfield DL, Gladyshev VN.

  The Journal of Biological Chemistry 2007 Apr; 282(16):11960.

  Application: IF, WB, Mouse, LCC1, NIH 3T3 cells

- Identification of novel proteins associated with both alpha-synuclein and DJ-1.

  Jin J, Li GJ, Davis J, Zhu D, Wang Y, Pan C, Zhang J.

  Molecular & Cellular Proteomics 2007 May; 6(5):845.

  Application: IF, WB, Rat, Rat mesencephalic neuronal cell line

- Up-regulation of the KLF2 transcription factor by fluid shear stress requires nucleolin.

  Huddleson JP, Ahmad N, Lingrel JB.

  The Journal of Biological Chemistry 2006 Jun; 281(22):15121.

  Application: ChIP, IP, WB, Human, Mouse, EOMA, HUVEC, WR19M.1 cells, mouse macrophage cells

- Nucleolin is one component of the B cell-specific transcription factor and switch region binding protein, LR1.

  Hanakahi LA, Dempsey LA, Li MJ, Maizels N.

  PNAS 1997 Apr; 94(8):3605.

  Application: IF, WB-Ce, Mouse, PD31 murine pre-B cells

Copyright © 2023 Abnova Corporation. All Rights Reserved.

Pathway

- Pathogenic Escherichia coli infection - EHEC

Copyright © 2023 Abnova Corporation. All Rights Reserved.