Bioactive

FGF2 (Human) Recombinant Protein

Catalog # P10668 Size 100 ug

Applications



SDS-PAGE

Human FGF2 on Bis-Tris PAGE under reduced condition. The purity is greater than 95%.

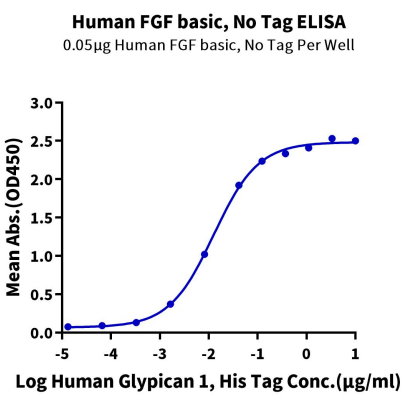

ELISA

Immobilized Human FGF2 at 0.5 ug/mL (100 uL/well) on the plate. Dose response curve for Human Glypican 1, His Tag with the EC_{50} of 12.6 ng/mL determined by ELISA.

Copyright © 2023 Abnova Corporation. All Rights Reserved.

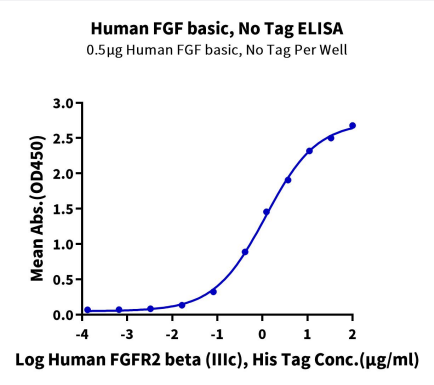

ELISA

Immobilized Human FGF2, No Tag at 5 ug/mL (100 uL/well) on the plate. Dose response curve for Human FGF2 beta (IIIc), His Tag with the EC_{50} of 1.18 ug/mL determined by ELISA.

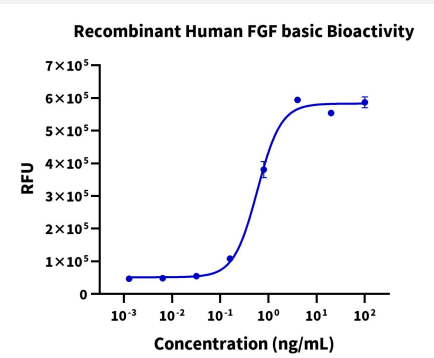

ELISA

Measured in a cell proliferation assay using BALB/c 3T3 mouse embryonic fibroblasts. The ED_{50} for this effect is 0.1 - 0.6 ng/mL.

Specification

Product Description	Human FGF2 (P09038-4, Pro143-Ser288) partial recombinant protein expressed in *Escherichia coli*.
Sequence	Pro143-Ser288
Host	Escherichia coli
Theoretical MW (kDa)	16.5
Reactivity	Mouse
Form	Lyophilized
Preparation Method	*Escherichia coli* expression system
Purity	> 95% by Tris-Bis PAGE
Endotoxin Level	< 0.02 EU per 1 ug as determined by the LAL method.
Activity	The EC_{50} was 12.6 ng/mL determined by ELISA.
Recommend Usage	Biological Activity ELISA Tris-Bis PAGE The optimal working dilution should be determined by the end user.

Copyright © 2023 Abnova Corporation. All Rights Reserved.

Storage Buffer	Lyophilized from 0.22 um filtered solution in PBS (pH 7.4). Normally 8% trehalose is added as protectant before lyophilization.
Storage Instruction	Store at -20°C for 12 months. After reconstitution, store at -80°C for 3 months. Aliquot to avoid repeated freezing and thawing.

Applications

- Enzyme-linked Immunoabsorbent Assay
- SDS-PAGE

  Human FGF2 on Bis-Tris PAGE under reduced condition. The purity is greater than 95%.

Gene Info — FGF2

Entrez GeneID	2247
Protein Accession#	P09038-4
Gene Name	FGF2
Gene Alias	BFGF, FGFB, HBGF-2
Gene Description	fibroblast growth factor 2 (basic)
Omim ID	134920
Gene Ontology	Hyperlink
Gene Summary	The protein encoded by this gene is a member of the fibroblast growth factor (FGF) family. FGF family members bind heparin and possess broad mitogenic and angiogenic activities. This protein has been implicated in diverse biological processes, such as limb and nervous system development, wound healing, and tumor growth. The mRNA for this gene contains multiple polyadenylation sites, and is alternatively translated from non-AUG (CUG) and AUG initiation codons, resulting in five different isoforms with distinct properties. The CUG-initiated isoforms are localized in the nucleus and are responsible for the intracrine effect, whereas, the AUG-initiated form is mostly cytosolic and is responsible for the paracrine and autocrine effects of this FGF. [provided by RefSeq
Other Designations	basic fibroblast growth factor bFGF|fibroblast growth factor 2|heparin-binding growth factor 2|prostatropin

Pathway

Copyright © 2023 Abnova Corporation. All Rights Reserved.

- MAPK signaling pathway
- Melanoma
- Pathways in cancer
- Regulation of actin cytoskeleton

Disease

- Alzheimer disease
- Arthritis
- Birth Weight
- Cardiovascular Diseases
- Chorioamnionitis
- Cleft Lip
- Cleft Palate
- Depressive Disorder
- Diabetes Complications
- Diabetes Mellitus
- Diabetic Retinopathy
- Edema
- Fetal Membranes
- Gastrointestinal Diseases
- Genetic Predisposition to Disease
- Glioblastoma
- Glioma
- Head and Neck Neoplasms
- Kidney Failure
- Leukemia

Copyright © 2023 Abnova Corporation. All Rights Reserved.

- Meningeal Neoplasms
- Meningioma
- Metabolic Syndrome X
- Myocardial Infarction
- Myopia
- Neoplasm Recurrence
- Neoplasms
- Neovascularization
- Obstetric Labor
- Osteoporosis
- Ovarian cancer
- Ovarian Neoplasms
- Pre-Eclampsia
- Premature Birth

Copyright © 2023 Abnova Corporation. All Rights Reserved.