Bioactive CellTx™ HuPro®

CD22 (Human) Recombinant Protein (Biotin)

Catalog # P10489 Size 100 ug

Applications

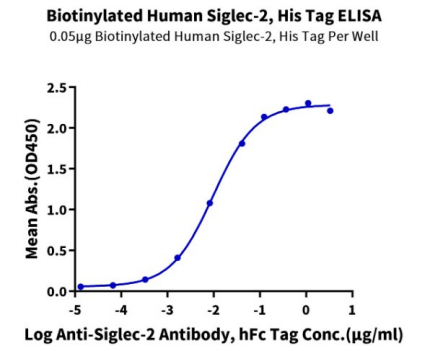

Enzyme-linked Immunoabsorbent Assay

Immobilized Biotinylated Human Siglec-2, His Tag at 0.5 ug/mL (100 uL/well) on the streptavidin precoated plate (5 ug/mL). Dose response curve for Anti-Siglec-2 Antibody, hFc Tag with the EC_{50} of 9.8 ng/mL determined by ELISA.

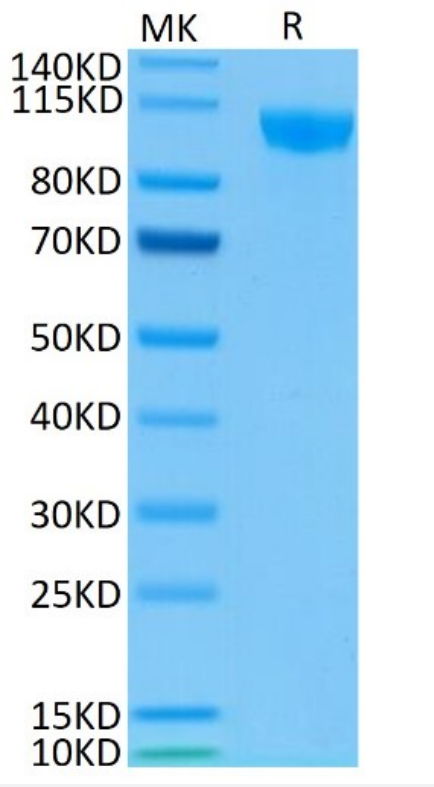

Tris-Bis PAGE

Biotinylated Human CD22 on Bis-Tris PAGE under reduced condition. The purity is greater than 95%..

Copyright © 2023 Abnova Corporation. All Rights Reserved.

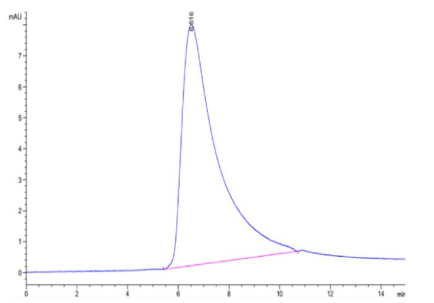

SEC-HPLC

The purity of Biotinylated Human CD22 is greater than 95% as determined by SEC-HPLC.

Specification

Product Description	Human CD22 (P20273-1, Asp20-Arg687) partial recombinant protein with His-Avi tag at the C-Terminus expressed in HEK293 cells.
Sequence	Asp20-Arg687
Host	Human
Theoretical MW (kDa)	78.09999999999999
Reactivity	Human
Form	Lyophilized
Conjugation	Biotin
Preparation Method	Mammalian cell (HEK293) expression system
Purity	> 95% by Tris-Bis PAGE > 95% by HPLC
Endotoxin Level	< 0.1 EU per 1 ug as determined by the LAL method.
Activity	The EC_{50} was 9.8 ng/mL, measured by ELISA at 0.5 ug/mL.
Recommend Usage	Biological Activity ELISA Tris-Bis PAGE SEC-HPLC The optimal working dilution should be determined by the end user.
Storage Buffer	Lyophilized from 0.22 um filtered solution in PBS, pH 7.4. (8% trehalose).
Storage Instruction	Store at -20°C for 12 months. After reconstitution, store at 4°C for 2-7 days, or store at -80°C for 3-6 months. Aliquot to avoid repeated freezing and thawing.
Note	Please use within one month after protein reconstitution.

Copyright © 2023 Abnova Corporation. All Rights Reserved.

Applications

- Functional Study

- Enzyme-linked Immunoabsorbent Assay

  Immobilized Biotinylated Human Siglec-2, His Tag at 0.5 ug/mL (100 uL/well) on the streptavidin precoated plate (5 ug/mL). Dose response curve for Anti-Siglec-2 Antibody, hFc Tag with the EC_{50} of 9.8 ng/mL determined by ELISA.

Gene Info — CD22

Entrez GeneID	933
Protein Accession#	P20273-1
Gene Name	CD22
Gene Alias	FLJ22814, MGC130020, SIGLEC-2, SIGLEC2
Gene Description	CD22 molecule
Omim ID	107266
Gene Ontology	Hyperlink
Other Designations	CD22 antigen

Pathway

- B cell receptor signaling pathway
- Cell adhesion molecules (CAMs)
- Hematopoietic cell lineage

Disease

- Cardiovascular Diseases
- Diabetes Mellitus
- Edema

Copyright © 2023 Abnova Corporation. All Rights Reserved.

- Genetic Predisposition to Disease
- Lupus Erythematosus
- Scleroderma

Copyright © 2023 Abnova Corporation. All Rights Reserved.