Bioactive HuPro®

CSF1 (Human) Recombinant Protein (Biotin)

Catalog # P10390 Size 100 ug

Applications

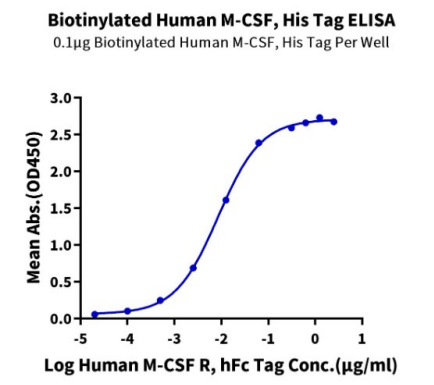

Enzyme-linked Immunoabsorbent Assay

Immobilized Biotinylated Human M-CSF, His Tag at 1 ug/mL (100 uL/well) on the streptavidin precoated plate (5 ug/mL). Dose response curve for Human M-CSF R, hFc Tag with the EC_{50} of 8.6 ng/mL determined by ELISA.

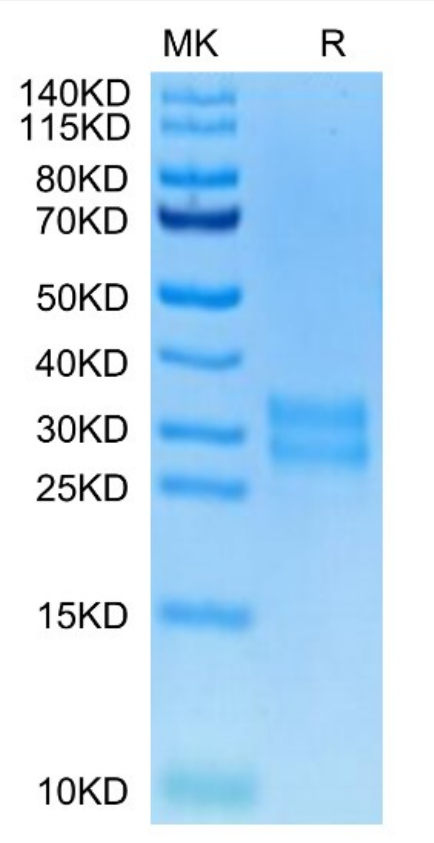

Tris-Bis PAGE

Biotinylated Human CSF1 on Bis-Tris PAGE under reduced condition. The purity is greater than 95%.

Copyright © 2023 Abnova Corporation. All Rights Reserved.

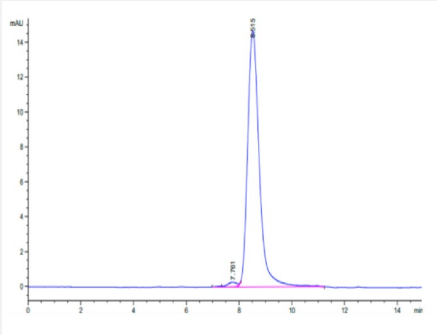

SEC-HPLC

The purity of Biotinylated Human CSF1 is greater than 95% as determined by SEC-HPLC.

Specification

Product Description	Human CSF1 (P09603-1, Glu33-Asn190) partial recombinant protein with His-Avi tag at the C-Terminus expressed in HEK293 cells.
Sequence	Glu33-Asn190
Host	Human
Theoretical MW (kDa)	21.3
Reactivity	Human
Form	Lyophilized
Conjugation	Biotin
Preparation Method	Mammalian cell (HEK293) expression system
Purity	> 95% by Tris-Bis PAGE > 95% by HPLC
Endotoxin Level	< 0.1 EU per 1 ug as determined by the LAL method.
Activity	The EC_{50} was 8.6 ng/mL, measured by ELISA at 1 ug/mL.
Recommend Usage	Biological Activity ELISA Tris-Bis PAGE SEC-HPLC The optimal working dilution should be determined by the end user.
Storage Buffer	Lyophilized from 0.22 um filtered solution in PBS, pH 7.4. (8% trehalose).
Storage Instruction	Store at -20°C for 24 months. After reconstitution, store at 4°C for 2-7 days, or store at -80°C for 3-6 months. Aliquot to avoid repeated freezing and thawing.
Note	Please use within one month after protein reconstitution.

Copyright © 2023 Abnova Corporation. All Rights Reserved.

Applications

- Functional Study
- Enzyme-linked Immunoabsorbent Assay

  Immobilized Biotinylated Human M-CSF, His Tag at 1 ug/mL (100 uL/well) on the streptavidin precoated plate (5 ug/mL). Dose response curve for Human M-CSF R, hFc Tag with the EC_{50} of 8.6 ng/mL determined by ELISA.

Gene Info — CSF1

Entrez GeneID	1435
Protein Accession#	P09603-1
Gene Name	CSF1
Gene Alias	MCSF, MGC31930
Gene Description	colony stimulating factor 1 (macrophage)
Omim ID	120420
Gene Ontology	Hyperlink
Gene Summary	The protein encoded by this gene is a cytokine that controls the production, differentiation, and function of macrophages. The active form of the protein is found extracellularly as a disulfide-linked homodimer, and is thought to be produced by proteolytic cleavage of membrane-bound precursors. The encoded protein may be involved in development of the placenta. Four transcript variants encoding three different isoforms have been found for this gene. [provided by RefSeq
Other Designations	OTTHUMP00000013362|OTTHUMP00000013363|OTTHUMP00000013364|colony stimulating factor 1|macrophage colony stimulating factor

Pathway

- Cytokine-cytokine receptor interaction
- Hematopoietic cell lineage

Disease

- Alzheimer disease

Copyright © 2023 Abnova Corporation. All Rights Reserved.

- Cardiovascular Diseases
- Chorioamnionitis
- Coronary Artery Disease
- Diabetes Mellitus
- Edema
- Fetal Membranes
- Genetic Predisposition to Disease
- Inflammation
- Kidney Failure
- Neoplasms
- Obstetric Labor
- Osteitis Deformans
- Ovarian Neoplasms
- Periodontitis
- Pre-Eclampsia
- Premature Birth

Copyright © 2023 Abnova Corporation. All Rights Reserved.