RecomAb™

HDAC3 monoclonal antibody, clone RM439

Catalog # MAB23224 Size 100 uL

Applications

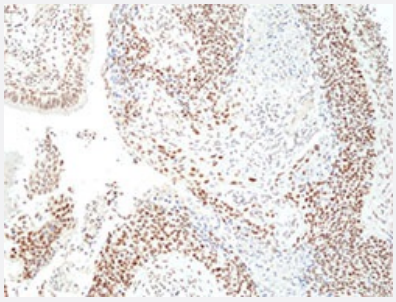

Immunohistochemistry (Formalin/PFA-fixed paraffin-embedded sections)

Immunohistochemical staining (Formalin-fixed paraffin-embedded sections) of human lung squamous cell carcinoma with HDAC3 monoclonal antibody, clone RM439 (Cat # MAB23224) at a 1:200 dilution.

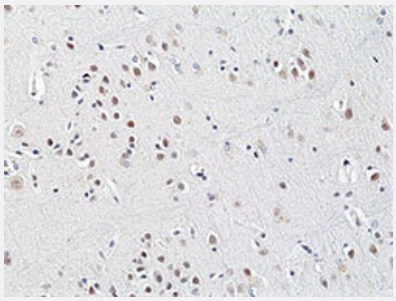

Immunohistochemistry (Formalin/PFA-fixed paraffin-embedded sections)

Immunohistochemical staining (Formalin-fixed paraffin-embedded sections) of human brain carcinoma with HDAC3 monoclonal antibody, clone RM439 (Cat # MAB23224) at a 1:200 dilution.



Western Blot (Cell lysate)

Western blot analysis of Jurkat cell lysates with HDAC3 monoclonal antibody, clone RM439 (Cat # MAB23224) at a 1:1000 dilution.

Specification

Product Description	Rabbit recombinant monoclonal antibody raised against human HDAC3.

Copyright © 2023 Abnova Corporation. All Rights Reserved.

Antibody Species	Rabbit
Immunogen	Original antibody is raised against a synthetic peptide corresponding to C-terminus of human HDAC 3.
Reactivity	Human
Specificity	This antibody reacts to human HDAC3.
Form	Liquid
Purification	Protein A purification
Isotype	IgG
Recommend Usage	Immunohistochemistry (1:100-1:200) Western Blot (1:1000-1:2000) The optimal working dilution should be determined by the end user.
Storage Buffer	In PBS (50% glycerol, 1% BSA, 0.09% sodium azide)
Storage Instruction	Store at -20°C. Aliquot to avoid repeated freezing and thawing.
Note	This product contains sodium azide: a POISONOUS AND HAZARDOUS SUBSTANCE which shoul d be handled by trained staff only.

Applications

- Immunohistochemistry (Formalin/PFA-fixed paraffin-embedded sections)

  Immunohistochemical staining (Formalin-fixed paraffin-embedded sections) of human lung squamous cell carcinoma with HDAC3 monoclonal antibody, clone RM439 (Cat # MAB23224) at a 1:200 dilution.

- Immunohistochemistry (Formalin/PFA-fixed paraffin-embedded sections)

  Immunohistochemical staining (Formalin-fixed paraffin-embedded sections) of human brain carcinoma with HDAC3 monoclonal antibody, clone RM439 (Cat # MAB23224) at a 1:200 dilution.

- Western Blot (Cell lysate)

  Western blot analysis of Jurkat cell lysates with HDAC3 monoclonal antibody, clone RM439 (Cat # MAB23224) at a 1:1000 dilution.

Gene Info — HDAC3

Entrez GeneID	8841

Copyright © 2023 Abnova Corporation. All Rights Reserved.

Gene Name	HDAC3
Gene Alias	HD3, RPD3, RPD3-2
Gene Description	histone deacetylase 3
Omim ID	605166
Gene Ontology	Hyperlink
Other Designations	-

Disease

- Asthma
- Genetic Predisposition to Disease
- Schizophrenia

Copyright © 2023 Abnova Corporation. All Rights Reserved.