PPARA monoclonal antibody, clone 5D10E10

Catalog # MAB17127 Size 100 ug

Applications

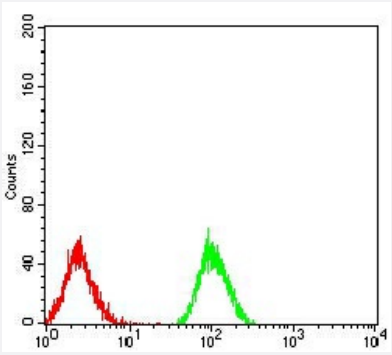

Flow Cytometry

Flow cytometric analysis of Jurkat cells with PPARA monoclonal antibody (green) and negative control (red).

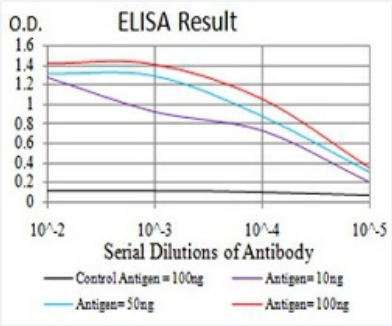

Enzyme-linked Immunoabsorbent Assay

ELISA analysis of PPARA monoclonal antibody, clone 5D10E10.

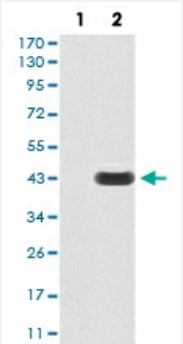

Western Blot (Transfected lysate)

Western Blot analysis of (1) HEK293 cells, (2) PPARA-hIgGFc transfected HEK293 cell lysate.

Specification

Product Description	Mouse monoclonal antibody raised against recombinant human PPARA.

Copyright © 2023 Abnova Corporation. All Rights Reserved.

Immunogen	Recombinant protein corresponding to amino acid 1-120 of human PPARA from *E. coli*.
Host	Mouse
Theoretical MW (kDa)	52.2kDa
Reactivity	Human
Form	Liquid
Isotype	IgG1
Recommend Usage	ELISA (1:10000) Western Blot (1:500-1:2000) Immunohistochemistry Immunocytochemistry Flow Cytometry (1:200-1:400) The optimal working dilution should be determined by the end user.
Storage Buffer	In PBS (0.05% sodium azide).
Storage Instruction	Store at 4°C. For long term storage store at -20°C. Aliquot to avoid repeated freezing and thawing.
Note	This product contains sodium azide: a POISONOUS AND HAZARDOUS SUBSTANCE which shoul d be handled by trained staff only.

Applications

- Flow Cytometry

  Flow cytometric analysis of Jurkat cells with PPARA monoclonal antibody (green) and negative control (red).

- Enzyme-linked Immunoabsorbent Assay

  ELISA analysis of PPARA monoclonal antibody, clone 5D10E10.

- Western Blot (Transfected lysate)

  Western Blot analysis of (1) HEK293 cells, (2) PPARA-hIgGFc transfected HEK293 cell lysate.

Gene Info — PPARA

Entrez GeneID	5465
Gene Name	PPARA
Gene Alias	MGC2237, MGC2452, NR1C1, PPAR, hPPAR

Copyright © 2023 Abnova Corporation. All Rights Reserved.

Gene Description	peroxisome proliferator-activated receptor alpha
Omim ID	170998
Gene Ontology	Hyperlink
Gene Summary	Peroxisome proliferators include hypolipidemic drugs, herbicides, leukotriene antagonists, and plasticizers; this term arises because they induce an increase in the size and number of peroxisomes. Peroxisomes are subcellular organelles found in plants and animals that contain enzymes for respiration and for cholesterol and lipid metabolism. The action of peroxisome proliferators is thought to be mediated via specific receptors, called PPARs, which belong to the steroid hormone receptor superfamily. PPARs affect the expression of target genes involved in cell proliferation, cell differentiation and in immune and inflammation responses. Three closely related subtypes (alpha, beta/delta, and gamma) have been identified. This gene encodes the subtype PPAR-alpha, which is a nuclear transcription factor. Multiple alternatively spliced transcript variants have been described for this gene, although the full-length nature of only two has been determined. [provided by RefSeq
Other Designations	OTTHUMP00000028713|OTTHUMP00000042872|peroxisome proliferative activated receptor, alpha|peroxisome proliferator activated receptor alpha

Pathway

- Adipocytokine signaling pathway
- PPAR signaling pathway

Disease

- Adenocarcinoma
- Alzheimer disease
- Arterial Occlusive Diseases
- Arteriosclerosis
- Atherosclerosis
- Body Weight
- Brain Ischemia
- Breast cancer
- Breast Neoplasms

Copyright © 2023 Abnova Corporation. All Rights Reserved.

- Calcinosis
- Carcinoma
- Cardiovascular Diseases
- Chorioamnionitis
- Coronary Artery Disease
- Coronary Disease
- Coronary Restenosis
- Coronary Stenosis
- Dementia
- Diabetes Complications
- Diabetes Mellitus
- Diabetic Angiopathies
- Disease Progression
- Drug Toxicity
- Dyslipidemias
- Edema
- Esophageal Neoplasms
- Esophagitis
- Fatty Liver
- Fetal Membranes
- Genetic Predisposition to Disease
- Glomerulonephritis
- Glucose Metabolism Disorders
- Hepatitis C
- Hypercholesterolemia
- Hyperglycemia

Copyright © 2023 Abnova Corporation. All Rights Reserved.

- Hyperlipidemia
- Hyperlipidemias
- Hypertension
- Hypertriglyceridemia
- Hypertrophy
- Inflammation
- Insulin Resistance
- Kidney Failure
- Liver Cirrhosis
- Liver Neoplasms
- Lung Neoplasms
- Metabolic Syndrome X
- Multiple Sclerosis
- Myocardial Infarction
- Neoplasms
- Obesity
- Obstetric Labor
- Osteoporosis
- Peripheral Vascular Diseases
- Polycystic Ovary Syndrome
- Pre-Eclampsia
- Premature Birth
- Prostate cancer
- Prostatic Neoplasms
- Psoriasis
- Psychomotor Performance

Copyright © 2023 Abnova Corporation. All Rights Reserved.

- Radiation Injuries
- Radiation Pneumonitis
- Syndrome
- Task Performance and Analysis
- Thrombosis
- Tobacco Use Disorder
- Ventricular Dysfunction

Copyright © 2023 Abnova Corporation. All Rights Reserved.