CD22 monoclonal antibody, clone 1B1

Catalog # MAB16368 Size 50 uL

Applications

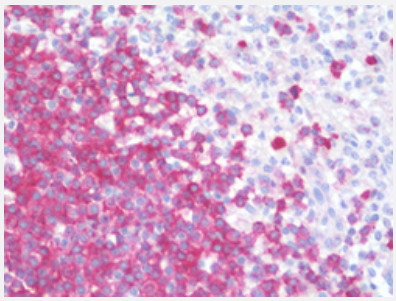

Immunohistochemistry (Formalin/PFA-fixed paraffin-embedded sections)

Immunohistochemical staining (Formalin-fixed paraffin-embedded sections) of human spleen with CD22 monoclonal antibody, clone 1B1 (Cat # MAB16368).

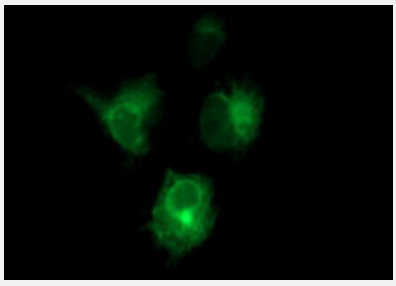

Immunofluorescence

Immunofluorescent staining of COS7 cells transiently transfected by pCMV6-ENTRY CD22 with CD22 monoclonal antibody, clone 1B1 (Cat # MAB16368).

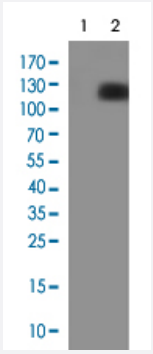

Western Blot (Transfected lysate)

Western Blot analysis of HEK293T cells (Lane 1: transfected with pCMV6-ENTRY control and Lane 2: transfected with pCMV6-ENTRY CD22 cDNA) with CD22 monoclonal antibody, clone 1B1 (Cat # MAB16368).

Specification

Product Description	Mouse monoclonal antibody raised against full length recombinant human CD22.

Copyright © 2023 Abnova Corporation. All Rights Reserved.

Immunogen	Recombinant protein corresponding to full length human CD22 from HEK293T cell.
Host	Mouse
Reactivity	Human
Form	Liquid
Purification	Protein A/G purification
Isotype	IgG1
Recommend Usage	Immunofluorescence (1:100) Immunohistochemistry (Formalin/PFA-fixed paraffin-embedded sections) (5 ug/mL) Western Blot (1:4000) The optimal working dilution should be determined by the end user.
Storage Buffer	In PBS, pH 7.3 (50% glycerol, 1% BSA, 0.02% sodium azide).
Storage Instruction	Store at -20°C. Aliquot to avoid repeated freezing and thawing.
Note	This product contains sodium azide: a POISONOUS AND HAZARDOUS SUBSTANCE which shoul d be handled by trained staff only.

Applications

- Immunohistochemistry (Formalin/PFA-fixed paraffin-embedded sections)

  Immunohistochemical staining (Formalin-fixed paraffin-embedded sections) of human spleen with CD22 monoclonal antibody, clone 1B1 (Cat # MAB16368).

- Immunofluorescence

  Immunofluorescent staining of COS7 cells transiently transfected by pCMV6-ENTRY CD22 with CD22 monoclonal antibody, clone 1B1 (Cat # MAB16368).

- Western Blot (Transfected lysate)

  Western Blot analysis of HEK293T cells (Lane 1: transfected with pCMV6-ENTRY control and Lane 2: transfected with pCMV6-ENTRY CD22 cDNA) with CD22 monoclonal antibody, clone 1B1 (Cat # MAB16368).

Gene Info — CD22

Entrez GeneID	933
Protein Accession#	P20273

Copyright © 2023 Abnova Corporation. All Rights Reserved.

Gene Name	CD22
Gene Alias	FLJ22814, MGC130020, SIGLEC-2, SIGLEC2
Gene Description	CD22 molecule
Omim ID	107266
Gene Ontology	Hyperlink
Other Designations	CD22 antigen

Pathway

- B cell receptor signaling pathway
- Cell adhesion molecules (CAMs)
- Hematopoietic cell lineage

Disease

- Cardiovascular Diseases
- Diabetes Mellitus
- Edema
- Genetic Predisposition to Disease
- Lupus Erythematosus
- Scleroderma

Copyright © 2023 Abnova Corporation. All Rights Reserved.