MaxPab®

AARS purified MaxPab rabbit polyclonal antibody (D01P)

Catalog # H00000016-D01P Size 100 ug

Applications

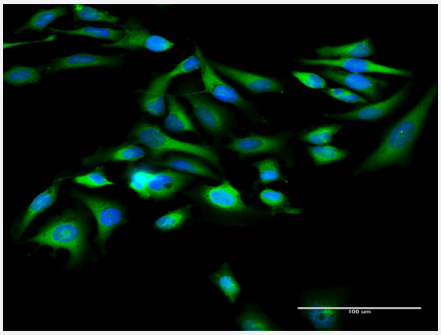

Immunofluorescence

Immunofluorescence of purified MaxPab antibody to AARS on HeLa cell. [antibody concentration 20 ug/ml]

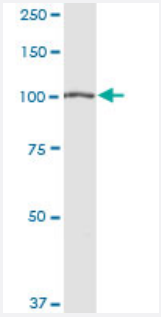

Western Blot (Tissue lysate)

AARS MaxPab rabbit polyclonal antibody. Western Blot analysis of AARS expression in human kidney.

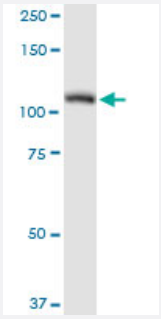

Western Blot (Cell lysate)

AARS MaxPab rabbit polyclonal antibody. Western Blot analysis of AARS expression in Jurkat.

Copyright © 2023 Abnova Corporation. All Rights Reserved.

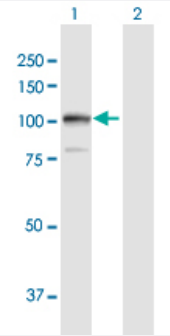

Western Blot (Transfected lysate)

Western Blot analysis of AARS expression in transfected 293T cell line (H00000016-T01) by AARS MaxPab polyclonal antibody.

Lane 1: AARS transfected lysate(106.80 KDa).
Lane 2: Non-transfected lysate.

Specification

Product Description	Rabbit polyclonal antibody raised against a full-length human AARS protein.
Immunogen	AARS (NP_001596.2, 1 a.a. ~ 968 a.a) full-length human protein.
Sequence	MDSTLTASEIRQRFIDFFKRNEHTYVHSSATIPLDDPTLLFANAGMNQFKPIFLNTIDPSHPMAKLSR AANTQKCIRAGGKHNDLDDVGKDVYHHTFFEMLGSWSFGDYFKELACKMALELLTQEFGIPIERL YVTYFGGDEAAGLEADLECKQIWQNLGLDDTKILPGNMKDNFWEMGDTGPCGPCSEIHYDRIGG RDAAHLVNQDDPNVLEIWNLVFIQYNREADGILKPLPKKSIDTGMGLERLVSVLQNKMSNYDTDLF VPYFEAIQKGTGARPYTGKVGAEDADGIDMAYRVLADHARTITVALADGGRPDNTGRGYVLRRILR RAVRYAHEKLNASRGFFATLVDVVVQSLGDAFPELKKDPDMVKDIINEEEVQFLKTLSRGRRILDR KIQSLGDSKTIPGDTAWLLYDTYGFPVDLTGLIAEEKGLVVDMDGFEEERKLAQLKSQGKGAGGE DLIMLDIYAIEELRARGLEVTDDSPKYNYHLDSSGSYVFENTVATVMALRREKMFVEEVSTGQECG VVLDKTCFYAEQGGQIYDEGYLVKVDDSSEDKTEFTVKNAQVRGGYVLHIGTIYGDLKVGDQVWL FIDEPRRRPIMSNHTATHILNFALRSVLGEADQKGSLVAPDRLRFDFTAKGAMSTQQIKKAEEIANE MIEAAKAVYTQDCPLAAAKAIQGLRAVFDETYPDPVRVVSIGVPVSELLDDPSGPAGSLTSVEFC GGTHLRNSSHAGAFVIVTEEAIAKGIRRIVAVTGAEAQKALRKAESLKKCLSVMEAKVKAQTAPNK DVQREIADLGEALATAVIPQWQKDELRETLKSLKKVMDDLDRASKADVQKRVLEKTKQFIDSNPN QPLVILEMESGASAKALNEALKLFKMHSPQTSAMLFTVDNEAGKITCLCQVPQNAANRGLKASE WVQQVSGLMDGKGGGKDVSAQATGKNVGCLQEALQLATSFAQLRLGDVKN
Host	Rabbit
Reactivity	Human
Interspecies Antigen Sequence	Mouse (96); Rat (95)
Quality Control Testing	Antibody reactive against mammalian transfected lysate.
Storage Buffer	In 1x PBS, pH 7.4
Storage Instruction	Store at -20°C or lower. Aliquot to avoid repeated freezing and thawing.

Copyright © 2023 Abnova Corporation. All Rights Reserved.

Applications

- Immunofluorescence

  Immunofluorescence of purified MaxPab antibody to AARS on HeLa cell. [antibody concentration 20 ug/ml]

  Protocol Download

- Western Blot (Tissue lysate)

  AARS MaxPab rabbit polyclonal antibody. Western Blot analysis of AARS expression in human kidney.

  Protocol Download

- Western Blot (Cell lysate)

  AARS MaxPab rabbit polyclonal antibody. Western Blot analysis of AARS expression in Jurkat.

  Protocol Download

- Western Blot (Transfected lysate)

  Western Blot analysis of AARS expression in transfected 293T cell line (H00000016-T01) by AARS MaxPab polyclonal antibody.

  Lane 1: AARS transfected lysate(106.80 KDa).
  Lane 2: Non-transfected lysate.

  Protocol Download

Gene Info — AARS

Entrez GeneID	16
GeneBank Accession#	NM_001605.2
Protein Accession#	NP_001596.2
Gene Name	AARS
Gene Alias	-
Gene Description	alanyl-tRNA synthetase
Omim ID	601065
Gene Ontology	Hyperlink

Copyright © 2023 Abnova Corporation. All Rights Reserved.

Gene Summary	The human alanyl-tRNA synthetase (AARS) belongs to a family of tRNA synthases, of the class II enzymes. Class II tRNA synthases evolved early in evolution and are highly conserved. This is reflected by the fact that 498 of the 968-residue polypeptide human AARS shares 41% identity witht the E.coli protein. tRNA synthases are the enzymes that interpret the RNA code and attach specific aminoacids to the tRNAs that contain the cognate trinucleotide anticodons. They consist of a catalytic domain which interacts with the amino acid acceptor-T psi C helix of the tRNA, and a second domain which interacts with the rest of the tRNA structure. [provided by RefSeq
Other Designations	alanine tRNA ligase 1, cytoplasmic

Pathway

- Aminoacyl-tRNA biosynthesis

Copyright © 2023 Abnova Corporation. All Rights Reserved.