SERPINA3 monoclonal antibody (M01), clone 1E6

Catalog # H00000012-M01 Size 50 ug

Applications

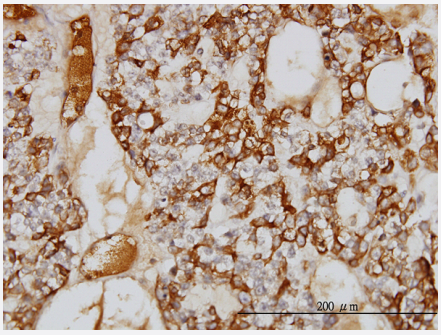

Immunohistochemistry (Formalin/PFA-fixed paraffin-embedded sections)

Immunoperoxidase of monoclonal antibody to SERPINA3 on formalin-fixed paraffin-embedded human ovary, clear cell carcinoma. [antibody concentration 1 ug/ml]

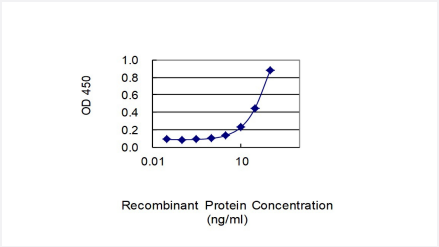

Sandwich ELISA (Recombinant protein)

Detection limit for recombinant GST tagged SERPINA3 is 1 ng/ml as a capture antibody.

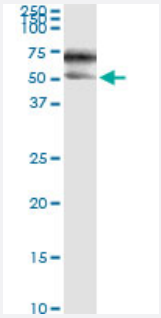

Immunoprecipitation

Immunoprecipitation of SERPINA3 transfected lysate using anti-SERPINA3 monoclonal antibody and Protein A Magnetic Bead, and immunoblotted with SERPINA3 MaxPab rabbit polyclonal antibody.

Copyright © 2023 Abnova Corporation. All Rights Reserved.

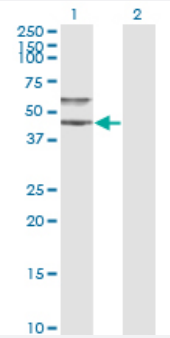

Western Blot (Transfected lysate)

Western Blot analysis of SERPINA3 expression in transfected 293T cell line by SERPINA3 monoclonal antibody (M01), clone 1E6.

Lane 1: SERPINA3 transfected lysate(47.7 KDa).
Lane 2: Non-transfected lysate.

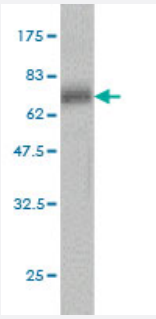

Western Blot detection against Immunogen (69.63 KDa) .

Specification

Product Description	Mouse monoclonal antibody raised against a full length recombinant SERPINA3.
Immunogen	SERPINA3 (AAH03559, 25 a.a. ~ 423 a.a) full-length recombinant protein with GST tag. MW of the GST tag alone is 26 KDa.
Sequence	PNSPLDEENLTQENQDRGTHVDLGLASANVDFAFSLYKQLVLKAPDKNVIFSPLSISTALAFLSLG AHNTTLTEILKGLKFNLTETSEAEIHQSFQHLLRTLNQSSDELQLSMGNAMFVKEQLSLLDRFTED AKRLYGSEAFATDFQDSAAAKKLINDYVKNGTRGKITDLIKDLDSQTMMVLVNYIFFKAKWEMPFD PQDTHQSRFYLSKKKWVMVPMMSLHHLTIPYFRDEELSCTVVELKYTGNASALFILPDQDKMEEV EAMLLPETLKRWRDSLEFREIGELYLPKFSISRDYNLNDILLQLGIEEAFTSKADLSGITGARNLAVS QVVHKAVLDVFEEGTEASAATAVKITLLSALVETRTIVRFNRPFLMIIVPTDTQNIFFMSKVTNPKQA	
Host	Mouse
Reactivity	Human
Interspecies Antigen Sequence	Mouse (58); Rat (62)
Isotype	IgG1 Kappa
Quality Control Testing	Antibody Reactive Against Recombinant Protein. Western Blot detection against Immunogen (69.63 KDa) .
Storage Buffer	In 1x PBS, pH 7.4

Copyright © 2023 Abnova Corporation. All Rights Reserved.

Storage Instruction	Store at -20°C or lower. Aliquot to avoid repeated freezing and thawing.

Applications

- Immunohistochemistry (Formalin/PFA-fixed paraffin-embedded sections)

  Immunoperoxidase of monoclonal antibody to SERPINA3 on formalin-fixed paraffin-embedded human ovary, clear cell carcinoma. [antibody concentration 1 ug/ml]

  Protocol Download

- ELISA

- Sandwich ELISA (Recombinant protein)

  Detection limit for recombinant GST tagged SERPINA3 is 1 ng/ml as a capture antibody.

  Protocol Download

- Immunoprecipitation

  Immunoprecipitation of SERPINA3 transfected lysate using anti-SERPINA3 monoclonal antibody and Protein A Magnetic Bead, and immunoblotted with SERPINA3 MaxPab rabbit polyclonal antibody.

  Protocol Download

- Western Blot (Transfected lysate)

  Western Blot analysis of SERPINA3 expression in transfected 293T cell line by SERPINA3 monoclonal antibody (M01), clone 1E6.

  Lane 1: SERPINA3 transfected lysate(47.7 KDa).
  Lane 2: Non-transfected lysate.

  Protocol Download

- Western Blot (Recombinant protein)

  Protocol Download

Gene Info — SERPINA3

Entrez GeneID	12
GeneBank Accession#	BC003559
Protein Accession#	AAH03559

Copyright © 2023 Abnova Corporation. All Rights Reserved.

Gene Name	SERPINA3
Gene Alias	AACT, ACT, GIG24, GIG25, MGC88254
Gene Description	serpin peptidase inhibitor, clade A (alpha-1 antiproteinase, antitrypsin), member 3
Omim ID	107280
Gene Ontology	Hyperlink
Gene Summary	The protein encoded by this gene is a plasma protease inhibitor and member of the serine protease inhibitor class. Polymorphisms in this protein appear to be tissue specific and influence protease targeting. Variations in this protein's sequence have been implicated in Alzheimer's disease, and deficiency of this protein has been associated with liver disease. Mutations have been identified in patients with Parkinson disease and chronic obstructive pulmonary disease. [provided by Ref Seq
Other Designations	alpha-1-antichymotrypsin|antichymotrypsin|growth-inhibiting protein 24|growth-inhibiting protein 25|serine (or cysteine) proteinase inhibitor, clade A (alpha-1 antiproteinase, antitrypsin), member 3|serine (or cysteine) proteinase inhibitor, clade A, memb

Disease

- Acute Disease
- alpha 1-Antitrypsin Deficiency
- Alpha-1-antitrypsin deficiency
- Alzheimer disease
- Aneurysm
- Asthma
- Brain Ischemia
- Bronchial Hyperreactivity
- Cardiovascular Diseases
- Cerebral Amyloid Angiopathy
- Cerebral Hemorrhage
- Cerebrovascular Accident
- Chronic Disease

Copyright © 2023 Abnova Corporation. All Rights Reserved.

- Cognition
- Cognition Disorders
- Cystic fibrosis
- Dementia
- Diabetes Complications
- Diabetes Mellitus
- Disease Progression
- Edema
- Encephalitis
- Genetic Predisposition to Disease
- Hemorrhage
- Hypercholesterolemia
- Hypersensitivity
- Hypertension
- Inflammation
- Intracranial Aneurysm
- Kidney Failure
- Lung Neoplasms
- Macular Degeneration
- Mental Status Schedule
- Metabolic Syndrome X
- Multiple System Atrophy
- Myocardial Infarction
- Myocardial Ischemia
- Myositis
- Neoplasms
- Neuropsychological Tests

Copyright © 2023 Abnova Corporation. All Rights Reserved.

- Osteoarthritis
- Osteoporosis
- Pancreatitis
- Parkinson disease
- Prostate cancer
- Prostatic Hyperplasia
- Prostatic Neoplasms
- Pulmonary Disease
- Pulmonary Emphysema
- Stroke
- Subarachnoid Hemorrhage
- Vasculitis
- Wegener Granulomatosis

Copyright © 2023 Abnova Corporation. All Rights Reserved.