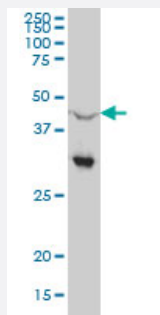


NR0B1 monoclonal antibody (M03), clone 1F10

Catalog # H00000190-M03

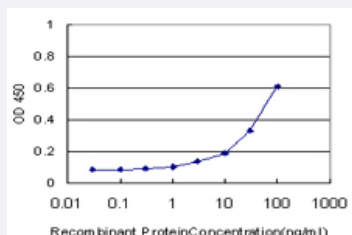
Size 50 ug

Applications



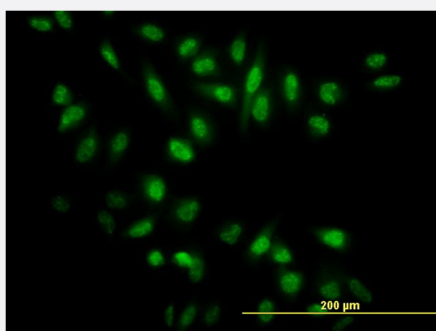
Western Blot (Cell lysate)

NR0B1 monoclonal antibody (M03), clone 1F10 Western Blot analysis of NR0B1 expression in HeLa S3 NE (Cat # L013V3).



Sandwich ELISA (Recombinant protein)

Detection limit for recombinant GST tagged NR0B1 is approximately 3ng/ml as a capture antibody.



Immunofluorescence

Immunofluorescence of monoclonal antibody to NR0B1 on HeLa cell. [antibody concentration 10 ug/ml]

Specification

Product Description

Mouse monoclonal antibody raised against a partial recombinant NR0B1.

Immunogen	NR0B1 (NP_000466, 361 a.a. ~ 470 a.a) partial recombinant protein with GST tag. MW of the GST tag alone is 26 KDa.
Sequence	IKCFLSKCWSLNISTKEYAYLKGTVLFNPDVPGGLQCVKYYQGLQWGTQQILSEHTRMTHQGPHDRFI ELNSTLFLLRFINANVIAELFFRPIIGTVSMDDMMLEMLCTKI
Host	Mouse
Reactivity	Human
Interspecies Antigen Sequence	Mouse (76)
Isotype	IgG3 Kappa
Quality Control Testing	Antibody Reactive Against Recombinant Protein.
Storage Buffer	In 1x PBS, pH 7.4
Storage Instruction	Store at -20°C or lower. Aliquot to avoid repeated freezing and thawing.

Applications

- Western Blot (Cell lysate)

NR0B1 monoclonal antibody (M03), clone 1F10 Western Blot analysis of NR0B1 expression in Hela S3 NE (Cat # L013V3).

[Protocol Download](#)

- Sandwich ELISA (Recombinant protein)

Detection limit for recombinant GST tagged NR0B1 is approximately 3ng/ml as a capture antibody.

[Protocol Download](#)

- ELISA

- Immunofluorescence

Immunofluorescence of monoclonal antibody to NR0B1 on HeLa cell. [antibody concentration 10 ug/ml]

Gene Info — NR0B1

Entrez GeneID	190
GeneBank Accession#	NM_000475

Protein Accession#	NP_000466
Gene Name	NR0B1
Gene Alias	AHC, AHCH, AHX, DAX-1, DAX1, DSS, GTD, HHG, NROB1
Gene Description	nuclear receptor subfamily 0, group B, member 1
Omim ID	300018 300200 300473
Gene Ontology	Hyperlink
Gene Summary	<p>This gene encodes a protein that contains a DNA-binding domain. The encoded protein acts as a dominant-negative regulator of transcription which is mediated by the retinoic acid receptor. This protein also functions as an anti-testis gene by acting antagonistically to Sry. Mutations in this gene result in both X-linked congenital adrenal hypoplasia and hypogonadotropic hypogonadism. [provided by RefSeq]</p>
Other Designations	OTTHUMP00000023102 gonadotropin deficiency nuclear hormone receptor